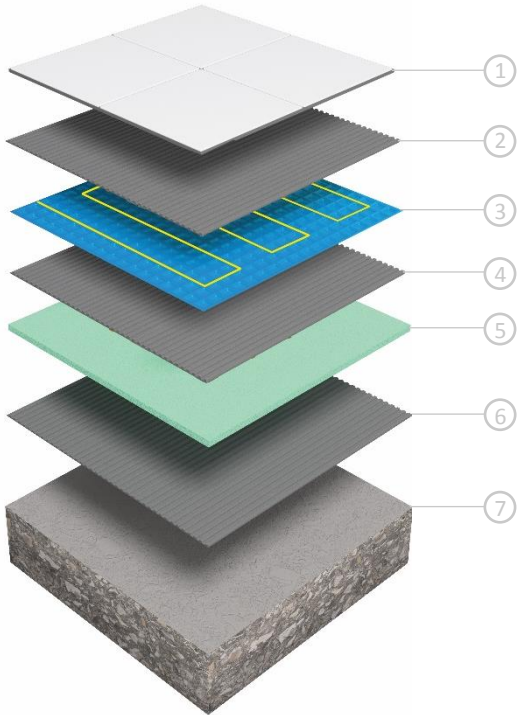


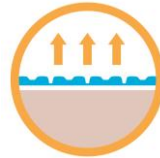
# Vario PRO Underfloor Heating and Uncoupling System



For floors prone to cracking and delamination



1. Tiled floor finish
2. Flexible tile adhesive
3. Vario Pro heating system
4. Flexible tile adhesive
5. Econoboard uncoated insulation board
6. Flexible tile adhesive
7. Concrete substrate



### Underfloor heating

Vario ProMat is designed to make it easy to install electric underfloor heating and an uncoupling membrane with one fast track solution.



### Uncoupling layer

Vario ProMat neutralises the stress caused by different rates of expansion and contraction in a tiled floor. This minimises the risk of tile delamination and cracking.



### Superior vapour management

The studs in the Vario ProMat allow water vapour to escape effectively. This means you can save more time by tiling over a substrate that is not fully cured.



### Easy waterproofing

Vario ProMat is totally waterproof, and by using Vario PRO sealing tape on edges and penetrations you can create a wetroom quickly and easily.



### Efficient load distribution

Heavy loads are no problem for floors that include a layer of Vario PRO. The stud structure transfers the load to the sub floor eliminating the risk of cracks.

## Technical Data



|                   |                        |
|-------------------|------------------------|
| Thickness         | 5.5mm                  |
| Max. Temperature  | 28°C *                 |
| Protection Rating | IP68                   |
| Warranty          | Lifetime               |
| Wattage           | 195W/m <sup>2</sup> ** |
| Conductor Type    | Single Ended           |
| Cold Tail Length  | 5m                     |

\*Regulated by floor sensing thermostat

\*\*Based on installing the cable at two dimple spacing



1300 368 631  
 sales@thermogroup.com.au  
 www.thermogroup.com.au



### Installation Overview

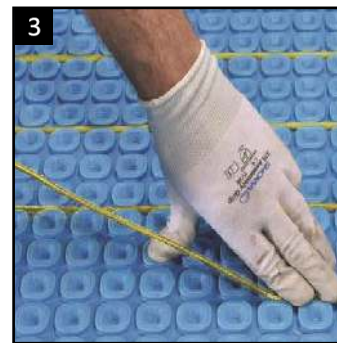
Vario PRO underfloor heating system is quick and easy to install. This overview gives a guide to the basics. Always read the instruction sin full before attempting your own installation.



**1 Spread tile adhesive**  
Spread a flexible cement based tile adhesive over the floor.



**2 Lay the membrane**  
Roll the membrane out over the whole floor and press into the adhesive.



**3 Install the cable**  
Press the heating cables into the membrane, in the areas that you want to be heated.



**4 Install the tiles**  
Use a flexible adhesive to fix your tiled floor finish directly over the membrane.

This is an illustrative guide only. Read the instruction manual that is supplied with the system in full before attempting installation.

### Vario PRO heating cable

| Stock Code | Length (m) | Area (m <sup>2</sup> ) | Output (W) | Resistance (Ω) |
|------------|------------|------------------------|------------|----------------|
| 109012     | 12         | 0.8                    | 150        | 352.7          |
| 109018     | 18         | 1.2                    | 225        | 235.1          |
| 109025     | 25         | 1.6                    | 300        | 176.3          |
| 109031     | 31         | 2.1                    | 375        | 141.1          |
| 109037     | 37         | 2.6                    | 450        | 117.6          |
| 109050     | 50         | 3.2                    | 600        | 88.2           |
| 109062     | 61         | 3.9                    | 750        | 70.5           |
| 109075     | 75         | 4.8                    | 900        | 58.8           |
| 109100     | 100        | 6.4                    | 1200       | 44.1           |
| 109125     | 125        | 8.0                    | 1500       | 35.3           |
| 109150     | 150        | 9.6                    | 1800       | 29.4           |
| 109200     | 200        | 12.8                   | 2400       | 22.0           |

### Vario PRO installation accessories

| Stock Code | Description             | Size    |
|------------|-------------------------|---------|
| 109500     | Vario PROMat Uncoupling | 15 x 1m |
| 109505     | Vario PROMat Uncoupling | 5 x 1m  |
| 109510     | Vario PRO Sealing Tape  | 50m     |