



Econoboard Insulation

Coated Insulation Boards

Installation Guide

Econoboard Coated Installation

Econoboard Coated Insulation Boards have an extruded polystyrene core with a fibre reinforced cement coating on both sides. These boards are designed for use on a timber substrate where they provide lateral stability.



Installation steps:

1. Measure your floor space and calculate how many boards you will need using the simple formula below
2. Cut the boards to size to suit your room layout. Econoboard coated can be cut very easily using a sharp blade or wood saw. Please take appropriate care when using sharp tools
3. Ensure your substrate is secure, clean and free from dust and loose particles. Set out your cut boards onto the area in an offset brick pattern. Fix in position using fixing screws (6020) and washers (6016) at 300mm centres (10 washers per board)

A single board = $1.2m^2 \times 0.6m^2 = 0.72m^2$

$$\frac{\text{Floor space (m}^2\text{)}}{0.72m^2} = \text{Number of boards}$$

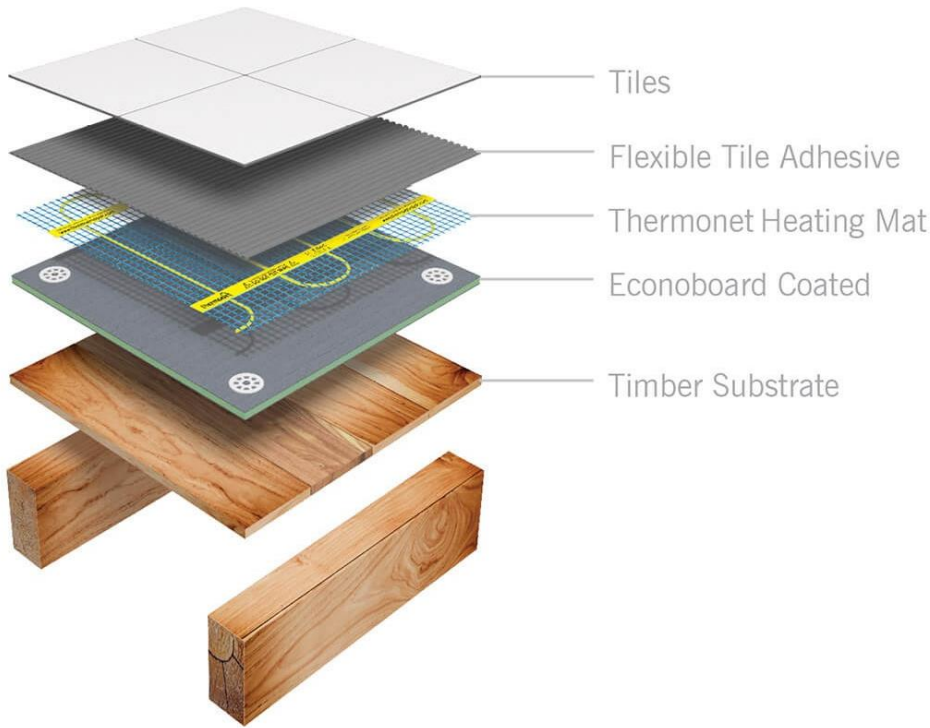
Pro Tip:

Allow approximately 10 mechanical fixings per board, fixing in the middle of the board as well as round the perimeter. This will maximise the strength and lateral stability of the floor

For a high-quality finish make sure all boards are flush, and tape over the seams using Reinforcing Tape (6015)

- ⚠ THIS INSULATION IS FOR OVER SUBSTARTE APPLICATIONS AND NOT DESIGNED TO COVER BUILDING REUGLATIONS
- ⚠ ENSURE THE SUBSTRATE IS STABLE AND CLEAN BEFORE INSTALLAING ECONOBOARD COATED
- ⚠ DO NOT LAY ON TOP OF UNDERFLOOR HEATING
- ⚠ MAKE SURE YOU DO NOT SCREW DOWN INTO WATER PIPES OR ELECTRICAL CABLES
- ⚠ TAKE CARE TO ENSURE ALL JOINS ARE FLUSH AS POSSIBLE, TAPING IF NECESSARY

Technical Specifications



Board Size	1.2 x 0.6
Board Area	0.72m ²
Thermal Conductivity	0.3W/MK
Compressive Strength	0.35N/mm ²
Water Absorption	0.6% by vol

STOCK CODE	THICKNESS (mm)	PACK QUANTITY	PACK AREA (m ²)	R VALUE (m ² k/w)
6106	6	8	5.76	0.33
6110	10	6	4.32	0.46

STOCK CODE	DESCRIPTION	UNIT
6015	100mm Reinforcing Tape 25m roll*	Ea
6016	Zinc Fixing Washer (35mm)	pk 100
6020	Fixing Screws (32mm)	pk 100

*allow 2m of tape per board



6015 Reinforcing Tape



6016 Zinc Fixing Washers

Contact Us

sales@thermogroup.com.au

www.thermogroup.com.au

1300 368 631

Thermogroup



That little bit extra...